


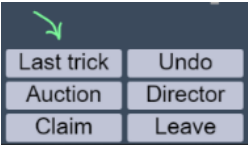
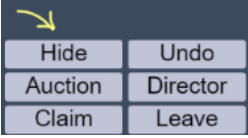
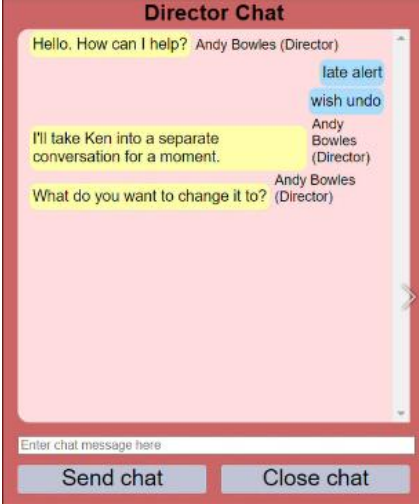


## Auctions and play

Question	Answer
<p>I want to confirm my bid or play before I make it. How do I do that?</p>	<p>Click the Settings icon. Now, choose “Two taps”. This allows you to initially select a bid or play, then to confirm. There is also a double-click option, where you make two fast clicks.</p> <div data-bbox="1052 302 1203 449" style="float: right;"> </div> <div data-bbox="1214 302 1484 449" style="float: right; border: 1px solid #ccc; padding: 5px;"> <p><b>Input style</b></p> <p><input checked="" type="radio"/> One click or tap</p> <p><input type="radio"/> Two taps (tablet)</p> <p><input type="radio"/> Double click (mouse)</p> </div>
<p>How can I ask my opponent for more information via speaking?</p>	<p>Simply talk to the person on the same side of the screen as you. You can use your voice to communicate with JUST your screenmate.</p>
<p>How can I ask my opponent for more information via typing?</p>	<p><b>Any player can have private chat</b> with LHO or RHO</p> <ol style="list-style-type: none"> <li>1. Click the chat icon on the grey band under the opponent’s video.</li> <li>2. Type into the box</li> <li>3. When your conversation is complete, click <b>Hide chat</b></li> </ol> <div data-bbox="894 779 1187 856" style="float: right; border: 1px solid #ccc; padding: 2px;"> <p style="font-size: 8px;">Enter chat message here</p> <p style="text-align: right;">Send chat   Hide chat</p> </div> <div data-bbox="1243 659 1484 869" style="float: right;"> </div>
<p>Can I explain a bid without alerting?</p>	<p><b>Yes.</b> Simply input the explanation, then make the bid. There is no requirement to alert as well. (An explanation is not only an explanation but also automatic alert). The opponents will see that there is an explanation. The colour of the bid changes, and a balloon appears with the explanation. Your partner does not see this.</p>
<p>Can I alert a bid without explaining?</p>	<p><b>Yes.</b> Simply click <b>Alert</b> then make the bid. The software doesn’t require you to add an explanation. The players will see that there is an alert. The colour of the bid changes. See the Conditions of Contest for the regulations.</p>
<p>Can I add an explanation after I have bid?</p>	<p>Yes. Please see the player guide for more information and screenshots. <a href="https://realbridge.online/player-guide.html">https://realbridge.online/player-guide.html</a></p>
<p>How do I ask my oppo to provide more details about their bid?</p>	<p>Same side: orally ask them. They should click their OWN bid, and put more info there. On other side: type a message to them, via private chat. They should click their OWN bid, and put more info there. Both oppo are entitled to have the same information, at the same time.</p>
<p>What are the small grey buttons on the bidding box?</p>	<div data-bbox="386 1472 773 1948" style="float: left; border: 1px solid #ccc; padding: 5px;"> </div> <p>You can click the suit symbols (so, instead of typing “2+clubs”, you can type “2+” and click the club button).</p> <p>The button with 3 rows shows you the most recent explanations.</p> <div data-bbox="800 1619 948 1766" style="float: left; border: 1px solid #ccc; padding: 5px;"> </div> <p>To save time, choose an explanation from the list. Look at the next page to see how to access the list of “Explanations”.</p> <p>Please see the player guide for more information <a href="https://realbridge.online/player-guide.html">https://realbridge.online/player-guide.html</a></p>


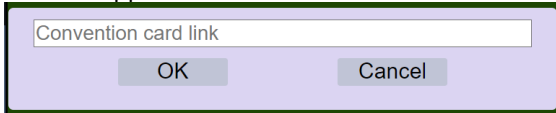
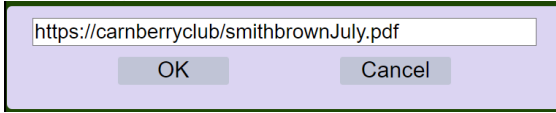
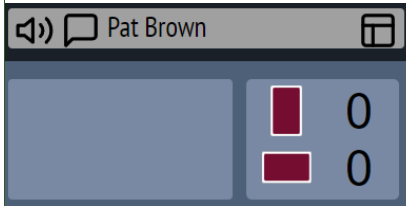
Question	Answer																													
<p>On the Settings page, what does “Explanations” mean?</p> 	<table border="1"> <thead> <tr> <th colspan="2">Explanation</th> </tr> </thead> <tbody> <tr><td></td><td>14.5 -17, may have 5♥♠, may have singleton.</td></tr> <tr><td></td><td>Transfer</td></tr> <tr><td></td><td>Rosenkrantz, asks for lead suit lower (excluding trumps)</td></tr> <tr><td></td><td>Rosenkrantz (neutral about lead of this suit)</td></tr> <tr><td></td><td>6+ suit, slam try, no singleton (unless singleton is A or K)</td></tr> <tr><td></td><td>4 meanings (a) FG♣ (b) invit 5♥ (c) invit 3 card support (d) invit, no 3 card support</td></tr> <tr><td></td><td>I deny 4♠</td></tr> <tr><td></td><td>Promises 5+♠</td></tr> <tr><td></td><td>weak</td></tr> <tr><td></td><td>5+♠ and exactly 4♥</td></tr> <tr><td></td><td>23+ GF, unless rebid is 2NT</td></tr> <tr><td></td><td>5+♠ and exactly 4♠</td></tr> <tr><td></td><td>with 4</td></tr> </tbody> </table> <p>When you bid, you can use these (see above).</p>	Explanation			14.5 -17, may have 5♥♠, may have singleton.		Transfer		Rosenkrantz, asks for lead suit lower (excluding trumps)		Rosenkrantz (neutral about lead of this suit)		6+ suit, slam try, no singleton (unless singleton is A or K)		4 meanings (a) FG♣ (b) invit 5♥ (c) invit 3 card support (d) invit, no 3 card support		I deny 4♠		Promises 5+♠		weak		5+♠ and exactly 4♥		23+ GF, unless rebid is 2NT		5+♠ and exactly 4♠		with 4	<p>This is the same as the list that appears when you click the button with the three rows.</p>  <p>You can move the more common explanations to the top of the list, so that they are easier to find.</p>
Explanation																														
	14.5 -17, may have 5♥♠, may have singleton.																													
	Transfer																													
	Rosenkrantz, asks for lead suit lower (excluding trumps)																													
	Rosenkrantz (neutral about lead of this suit)																													
	6+ suit, slam try, no singleton (unless singleton is A or K)																													
	4 meanings (a) FG♣ (b) invit 5♥ (c) invit 3 card support (d) invit, no 3 card support																													
	I deny 4♠																													
	Promises 5+♠																													
	weak																													
	5+♠ and exactly 4♥																													
	23+ GF, unless rebid is 2NT																													
	5+♠ and exactly 4♠																													
	with 4																													
<p>When do I see the bidding box?</p>	<p>When it is your turn to bid.</p>																													
<p>Why aren't there any mandatory stops for skip bids?</p>	<p>When playing with screens, there is no requirement for the next player to pause. The board (“tray”) passes to the other side of the screen only when two bids are made. The people on the other side cannot tell who took a long time or who made an instant bid.</p>																													
<p>What are the trick 1 delays?</p>	<p>After the final pass, your hand is sorted (the system does this automatically). It is not possible to lead before this happens.</p> <p><b>Opening lead:</b> there is a minimum delay of <b>5 seconds</b> before anyone sees the opening lead.  <b>Play from dummy:</b> there is a minimum delay of <b>10 seconds</b> before anyone sees the play from dummy, even if it is a singleton.  <b>The person in third seat:</b> there is a minimum delay of <b>5 seconds</b>.</p>																													
<p>How can I choose to see the last trick?</p>	<p>Any player can choose to see the last trick, without disrupting or interfering with the current trick.</p> <p>However, if you personally have already played to the current trick, you cannot see the last trick. This is part of the Laws.</p> <p>Simply click <b>Last trick</b>.</p> <p>A small representation of the trick appears.</p>  <p>Once you have finished looking at the trick, click <b>Hide</b> to return to the current trick.</p>	 																												
<p>What is the procedure to call the Director?</p>	<ol style="list-style-type: none"> <li>1) Click the <b>Director</b> button.</li> <li>2) The Director will arrive, and initiate one or both of the following: <ul style="list-style-type: none"> <li>A <b>private video call</b> with the player(s).</li> <li>A <b>private text</b> chat with the player(s).</li> </ul> </li> </ol> <p>A private video call is a private conversation between you and the Director. Nobody else can see or hear you.</p> <p>When you see a pink screen, this is the Director typing to you. Notice the buttons at the bottom?</p> 																													

Question	Answer
When can I use the table chat?	When you are claiming, the screens are taken away. Say your claim statement out loud. If you want to, in addition, you can type in the table chat (on the right). You should normally say the words out loud. Only type them if you think the others cannot hear you, or that one person is known to have hearing impairment.

## Undo

Question	Answer
Why is Undo on both sides of the screen?	<p>Firstly: there are circumstances when undo is allowable under the laws of bridge (both in the auction, and in the play).</p> <p>The contest you are playing in allows you to undo under certain circumstances, but you <b>must</b> call the Director. The undo request halts the play, and requires both opponents to agree. The Director will tell you what to do.</p>
What is the process UNDO?	<ol style="list-style-type: none"> <li>1. The player who wants to do UNDO must call the Director. (Click <b>Undo</b>, then click <b>Director</b>)</li> <li>2. The Director will come to the table and type to the players. Sometimes they will type privately to one person, and sometimes to some or all of the players.</li> </ol>

## How to load your System Card, and how to see your opponent's System Card




Question	Answer
Loading your card	<p>Your System Card must exist on the internet, accessible via an https:// or http:// URL. When sitting at the table, click the System Card icon to the right of your grey name-band.</p>  <p>This box appears:</p>  <p>Paste or type the link to your convention card into the box and click OK.</p>  <p>Only one person in the partnership has to load the card. The card stays for the partnership for the entire session, unless one of them changes it.</p>
Seeing your oppo's card	 <p>To see an opponent's System Card, look for the system card icon next to your left-hand-opponent's name (just above where the trick-count appears). If they have not specified a system card, the icon will not be visible. Click the icon. The opponents' card will appear in a new tab in your web browser.</p> <p>You can switch between the system card and the RealBridge window by clicking the tabs in your web browser.</p> <p>At the end of the round, you may decide to close the tab for the opponent's card, to reduce clutter.</p>

## Media

Question	Answer
Why did you ask us to use the Redial button?	<p>All voice conferencing software suffers from a degradation of quality if a call is longer than about 70 minutes. When you were in the break, the total duration of the match and the break exceeded 70 minutes.</p> <p>So that you can enjoy best quality video, we ask use Redial (see icon on the right).</p>
I cannot see my hand, what shall I do?	<p>If using a Windows PC: do <b>Ctrl+R</b>, and login again. If using a Mac: do <b>Command+R</b>, and log in again.</p>



## Scores

Question	Answer																								
What is the best way to navigate Scores?	<p>There are 7 things to see:</p> <ol style="list-style-type: none"> <li>1. Team list and position.</li> <li>2. Team's own scorecard.</li> <li>3. Drill down to see auction and play for any board</li> <li>4. Board scorecard (showing all scores for all teams, for the same board).</li> <li>5. Team's round-by-round score.</li> <li>6. The X-IMP list for all partnerships</li> <li>7. The individual scorecard for any partnership (X-IMP)</li> </ol> <p>It is never more than 2 click to reach any item, from anywhere. Most of the time it is just 1 click. In this document we cannot show all the routes, but as you can see, there are many routes to all of the above.</p> <p>Main navigation icons:</p> <div style="display: flex; justify-content: space-around;"> <div style="text-align: center;">  </div> <div style="text-align: center;">  <p>This shows you no 1, 5. From here you can see all the boards, and see 4.</p> </div> </div> <div style="display: flex; justify-content: space-around; margin-top: 10px;"> <div style="text-align: center;">  <p>This takes you to no 6, and from here, no 7.</p> </div> </div> <div style="margin-top: 20px;"> <table border="1" style="width: 100%; text-align: center;"> <thead> <tr> <th>Contract</th> <th>Lead</th> <th>+</th> <th>-</th> </tr> </thead> <tbody> <tr> <td>1NT= N</td> <td>♥7</td> <td>90</td> <td></td> </tr> </tbody> </table> <p>This appears on 2, 4, 6. Takes you to no 3</p> </div> <div style="margin-top: 20px;"> <table border="1" style="width: 100%; text-align: center;"> <thead> <tr> <th>Pos</th> <th>No</th> <th></th> </tr> </thead> <tbody> <tr> <td>1</td> <td>14</td> <td>Poland</td> </tr> <tr> <td>2</td> <td>7</td> <td>Germany</td> </tr> </tbody> </table> <p>This is on the main list of teams, clicking a team name takes you to no 2.</p> </div> <div style="margin-top: 20px;"> <table border="1" style="width: 100%; text-align: center;"> <tbody> <tr> <td>1</td> <td>2</td> <td>3</td> </tr> </tbody> </table> <p>This is on the bottom of the team list. Clicking here takes you to no 4.</p> </div> <div style="margin-top: 20px;"> <table border="1" style="width: 100%; text-align: center;"> <thead> <tr> <th>Bd</th> </tr> </thead> <tbody> <tr> <td>1</td> </tr> <tr> <td>2</td> </tr> <tr> <td>3</td> </tr> </tbody> </table> <p>This is on the personal scorecard. From here clicking a number takes you to no 4.</p> </div>	Contract	Lead	+	-	1NT= N	♥7	90		Pos	No		1	14	Poland	2	7	Germany	1	2	3	Bd	1	2	3
Contract	Lead	+	-																						
1NT= N	♥7	90																							
Pos	No																								
1	14	Poland																							
2	7	Germany																							
1	2	3																							
Bd																									
1																									
2																									
3																									
Can I see X-IMPs by Pair?	<p>The current implementation is X-IMP for the board, across <b>the whole field</b>. When you click your partnership name on the list, you can see the X-IMPs for each board of the match you played in.</p>																								